

To BS 5163 Type B. Stem sealing exchangeable under pressure
 Face to face dimension to ISO 5752 table 1 series 3
 Flanges and drilling to GB/T 17241.6 / ISO 7005-2 (EN 1092-2:1997, DIN 2501)

Use:

For water, sewage and neutral liquids
 to max. 70° C

Test:

Hydraulic test to GB/T 13927 / BS 5163:

Seat: 1.1 x PN

Body: 1.5 x PN

Operating torque test

Optional extras:

Stem cap
 Gearbox with stem cap
 Gearbox with handwheel
 Gearbox with extension spindle
 Electric actuator
 AVK combi-flange (for DN 500-600)

Materials:

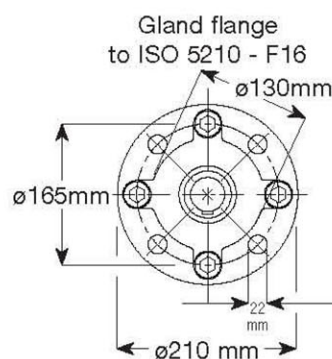
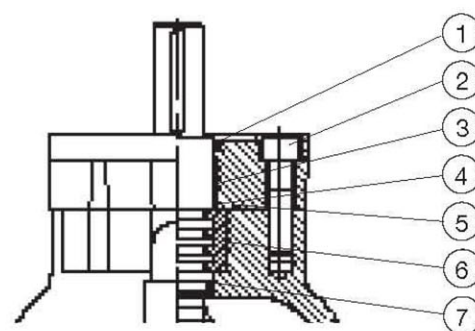
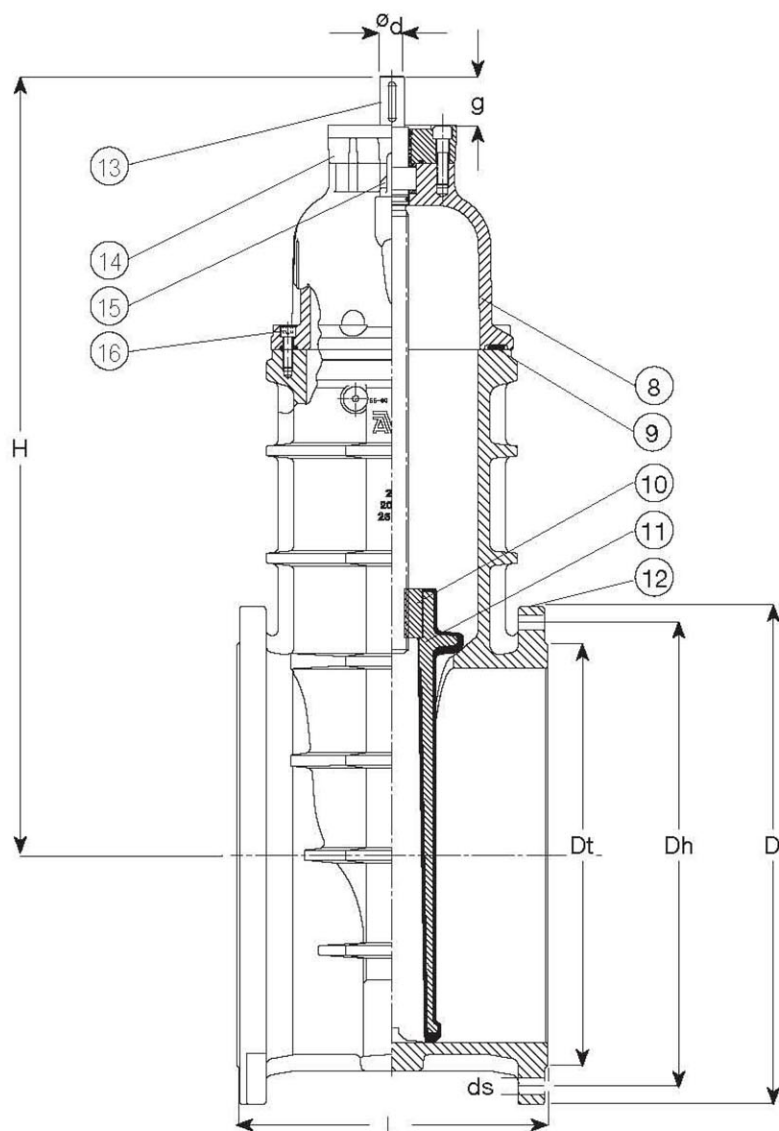
| | |
|--|---|
| Body, bonnet and gland flange | Ductile iron, GGG-50, to DIN 1693 grade 500 - 7) |
| Coating | Electrostatically applied epoxy - Internally and externally |
| Stem | Stainless steel, DIN x 20 Cr 13 / AISI 420 |
| Stem sealing | NBR wiper ring |
| Bearing | Polyamid |
| Wedge | Ductile iron, GGG-50, core fully vulcanised with EPDM rubber, with integral wedge nut of dezincification resistant brass, CZ 132 to BS 2874 |
| Thrust collar | Dezincification resistant brass, CZ 132 to BS 2874 |
| Bonnet bolts | Stainless steel A2, sealed with hot melt |
| Bonnet gasket, stem/bonnet O-ring | EPDM rubber |
| Gland flange O-rings | EPDM rubber |
| Lifting eyes, gland flange bolts, stud bolts, nuts and washers | Stainless steel |



To BS 5163 Type B. Stem sealing exchangeable under pressure
 Face to face dimension to ISO 5752 table 1 series 3
 Flanges and drilling to GB/T 17241.6 / ISO 7005-2 (EN 1092-2:1997, DIN 2501)

Component list

- | | | |
|------------------------|-----------------------|------------------|
| 1. Wiper ring | 7. Stem/Bonnet O-ring | 13. Stem |
| 2. Gland flange bolt | 8. Bonnet | 14. Gland flange |
| 3. Bearing | 9. Bonnet gasket | 15. Lifting eye |
| 4. Stem seal O-ring | 10. Wedge nut | 16. Bonnet bolt |
| 5. Gland flange O-ring | 11. Wedge | |
| 6. Thrust collar | 12. Body | |



| Ref. nos. | DN | L mm | H mm | Dt mm | | D mm | | Dh mm | | ds mm | | mm no. | Holes mm | ϕ_d mm | g kilos | Weight |
|--------------|-----|---------|---------|----------|-------|---------|-------|----------|-------|----------|-------|-----------|-------------|----------------|------------|--------|
| | | | | PN 10 | PN 16 | PN 10 | PN 16 | PN 10 | PN 16 | PN 10 | PN 16 | | | | | |
| 55-450-780X6 | 450 | 432 | 1130 | 538 | 635 | 565 | 585 | 29,5 | 32,5 | 20 | 40 | 80 | 633 | | | |
| 55-500-780X6 | 500 | 457 | 1130 | 593 | 699 | 620 | 650 | 29,5 | 35,5 | 20 | 40 | 80 | 663 | | | |
| 55-600-780X6 | 600 | 508 | 1270 | 685 | 720 | 813 | 840 | 32,5 | 38,5 | 20 | 40 | 80 | 828 | | | |

X: 0 = PN 10
 1 = PN 16